


General Notes



THIS DRAWING HAS BEEN PREPARED FROM SURVEY INFORMATION SUPPLIED BY OTHERS AND IS FOR INFORMATION PURPOSES ONLY. DO NOT SCALE FROM DRAWING. USE INDICATED DIMENSIONS ONLY.

© WAKE MORLEY ARCHITECTS LIMITED 2021. THIS DRAWING AND ITS CONTENTS HAS BEEN PRODUCED FOR THE CLIENT ONLY AND IS NOT INTENDED FOR ANY OTHER PERSON OR FOR ANY OTHER PURPOSE THAN THE DRAWING STATED. NO PART OF THIS DRAWING AND ASSOCIATED GRAPHICAL CONTENTS MAY BE REPRODUCED, COPIED, MODIFIED, ADAPTED OR DISTRIBUTED, WITHOUT THE PRIOR WRITTEN CONSENT OF THE AUTHOR.

ALL DIMENSIONS MUST BE CHECKED AND VERIFIED ON SITE PRIOR TO COMMENCEMENT OF WORK AND ARCHITECT TO BE NOTIFIED OF ANY DISCREPANCIES.

THE PARTY WALL ETC ACT 1996 CAME INTO FORCE ON 1ST JULY 1997 THROUGHOUT ENGLAND & WALES. IF YOU INTEND TO CARRY OUT BUILDING WORK WHICH INVOLVES ONE OF THE FOLLOWING CATEGORIES:
 • WORK ON AN EXISTING WALL OR STRUCTURE SHARED WITH ANOTHER PROPERTY (SECTION 2 OF THE ACT)
 • BUILDING A FREE STANDING WALL OR WALLS OF A BUILDING UP TO OR ABOVE THE BOUNDARY WITH A NEIGHBOURING PROPERTY (SECTION 1 OF THE ACT)
 • EXCAVATING NEAR A NEIGHBOURING BUILDING (SECTION 6 OF THE ACT)
 YOU MUST FIND OUT WHETHER THAT WORK FALLS WITHIN THE ACT (YOUR PROJECT MANAGER WILL BE ABLE TO ADVISE YOU ON THIS). IF IT DOES, YOU MUST NOTIFY ALL AFFECTED NEIGHBOURS. A NOTICE MUST BE GIVEN EVEN WHERE THAT WORK WILL NOT EXTEND BEYOND THE CENTRE LINE OF A PARTY WALL.

ALL CONSTRUCTION PROJECTS, COMMERCIAL OR DOMESTIC, ARE SUBJECT TO THE CDM REGULATIONS (2015). IT IS THE RESPONSIBILITY OF THE CLIENT TO ENSURE THAT WHERE MORE THAN ONE CONTRACTOR IS INVOLVED IN THE PROJECT THAT A PRINCIPAL DESIGNER IS APPOINTED TO UNDERTAKE CDM RESPONSIBILITIES ON THEIR BEHALF. ANY PROJECT REQUIRING MORE THAN 30 DAYS WORK AND 20 OR MORE WORKERS ON SITE SIMULTANEOUSLY AT ANY GIVEN TIME, OR WHICH REQUIRES MORE THAN 500 WORKING HOURS MUST BE NOTIFIED BY THE CLIENT TO THE HSE USING AN F10 NOTIFICATION PRIOR TO WORK COMMENCING ON SITE.

BEFORE STARTING WORK YOU NEED TO CHECK IF ANY ASBESTOS IS PRESENT. IN COMMERCIAL PROPERTIES THERE SHOULD BE A PLAN/REGISTER ASK TO SEE IT. YOU NEED TO CHECK THAT THE PLAN COVERS THE AREA OF THE BUILDING THAT YOU WILL BE WORKING IN AND IF YOU ARE DOING REFURBISHMENT WORK THAT IT INCLUDES A SURVEY THAT TELLS YOU WHAT TYPES OF ASBESTOS IS PRESENT AND ITS CONDITION. IF THERE IS NO REGISTER OR SURVEY OR THE REPORT IS NOT CLEAR DO NOT START WORK.

NO WORKS ARE TO START ON SITE PRIOR TO DISCHARGE OF ANY / ALL PRE-START PLANNING CONDITIONS.

THE CLIENT IS AT RISK IF ANY WORKS ARE STARTED PRIOR TO APPROVAL BY APPOINTED BUILDING CONTROL BODY.

Key Plan

Revisions

| | | | |
|---|--|----|------------|
| E | Block C Metsec layout altered | AM | 24/09/2021 |
| D | Block C lift area updated | AM | 09/09/2021 |
| | Re-numbered to match GF | | |
| C | changes | AM | 05/08/2021 |
| B | SFS setting out amended | AM | 29/07/2021 |
| | Various updates following fire consultation & client | | |
| A | instructions | AM | 09/07/2021 |

| Rev | Description | Dw | Chk | Date |
|-----|-------------|----|-----|------|
|-----|-------------|----|-----|------|

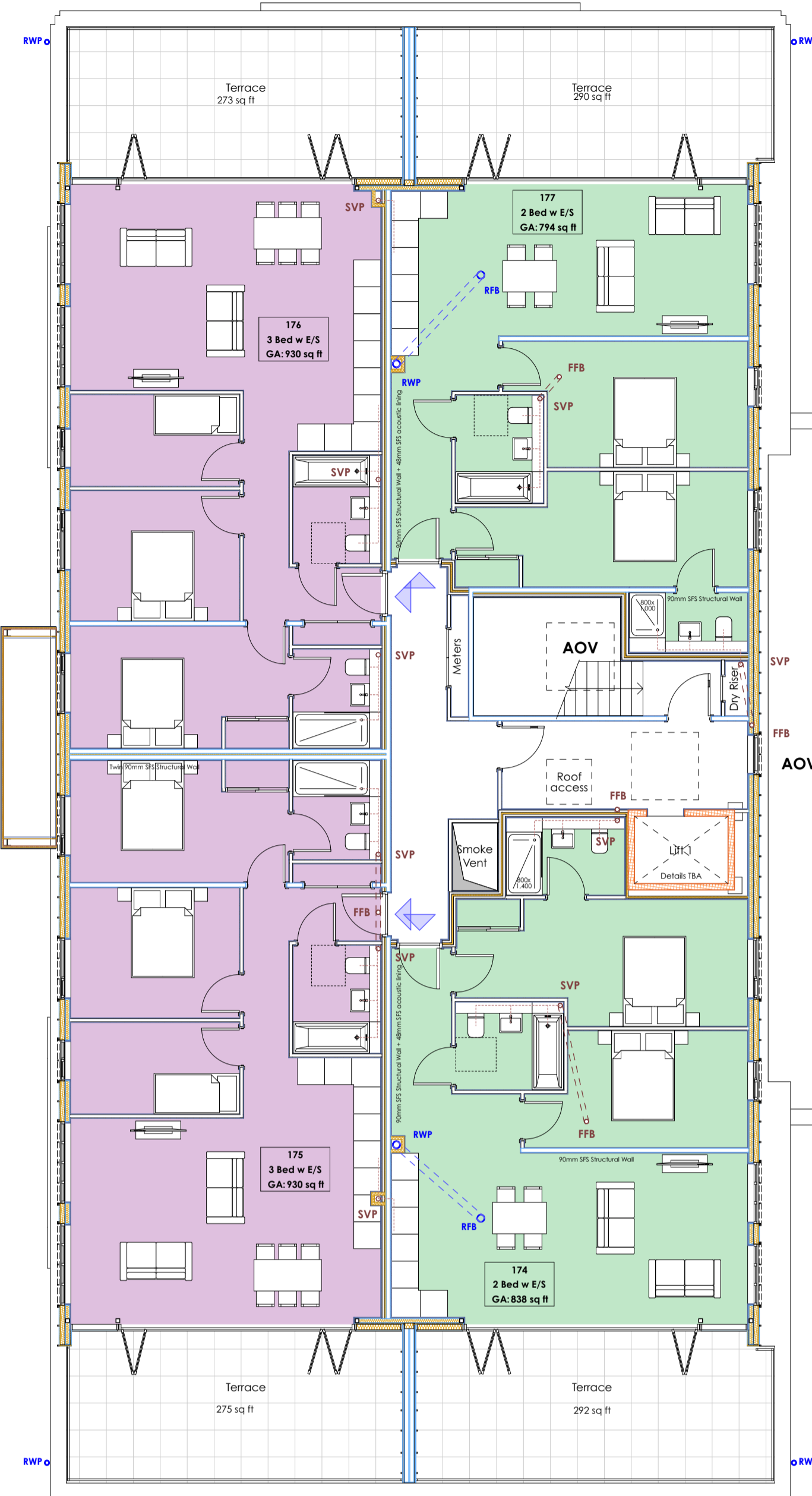
CONSTRUCTION

Client: INVESTIN P.L.C.

Project: PHASE 3 SAPPHIRE COURT, STREETS BROOK ROAD, SOUTHILL

Drawing: GA FOURTH FLOOR (LARGE SCALE).

| | | | |
|-------------|-------|-------------|---------|
| Project No: | 1701 | Drawing No: | 02_07E |
| Scale: | 1:100 | Date: | MAY '21 |
| Drawn by: | AM | Checked by: | |



Block A + 1

Accommodation Schedule: (phase 3) This Floor

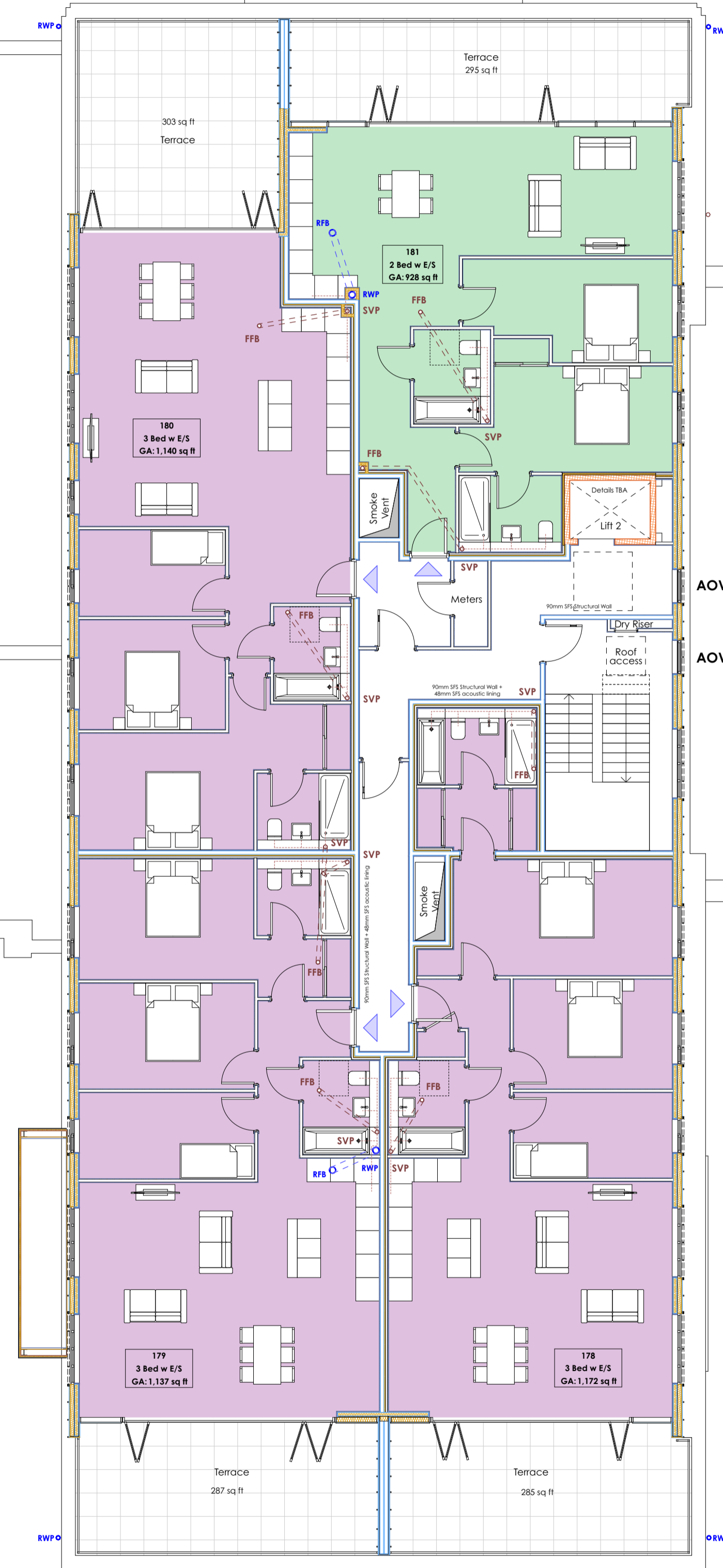
- 3 Bedroom with E/S x 5
- 2 Bedroom with E/S x 3

Total: x 8

| GIA Schedule 4th Floor | | | |
|------------------------|-------------|---------|-----------------------|
| Number | Type | Balcony | Area |
| 174 | 2 Bed w E/S | Yes | 77.88 |
| 175 | 3 Bed w E/S | Yes | 86.38 |
| 176 | 3 Bed w E/S | Yes | 86.38 |
| 177 | 2 Bed w E/S | Yes | 73.74 |
| 178 | 3 Bed w E/S | Yes | 108.87 |
| 179 | 3 Bed w E/S | Yes | 105.66 |
| 180 | 3 Bed w E/S | Yes | 105.89 |
| 181 | 2 Bed w E/S | Yes | 86.25 |
| 8 | | | 731.05 m ² |



Block B



Block C + 1